



# S.E. Thurston Fire Authority

Annual Report 2014



S.E. Thurston Fire Authority

2014 Annual Report

## Mission Statement:

*To prevent Loss of Life, Personal Injury, and Damage from Fire, Disaster and Medical Emergencies through: Emergency response, Training, Public Education, and Information.*

# “Taking Care of People - And Putting out Fires”



**Contents**

Mission Statement.....1

Chiefs Message.....3

Organizataion Chart .....4

Finiacial Summary .....5

Emergency Responses.....8

Public Educataion.....10

Public Outreach.....11

Training..... 12

State Moblizations.....13

Contacts.....14



## To Our Citizens

2014 was another year of financial recovery for Southeast Thurston Fire Authority, however it was also highlighted by many positive events. We were able to maintain all full-time positions, and assessed values increased allowing the authority to make up an additional 7% of the 21% lost over the previous four years. Additionally the authority was able to order one new fire engine, without increasing taxes, in alignment with the six year capital improvement plan.



I want to thank all of our staff, members of IAFF local 3628, and OPEIU local 27 for again, conceding all contractual cost of living and base wage increases in 2014 further aiding in our financial recovery.

S.E. Thurston Fire Authority again saw our demand for service increase by 7% in 2014, and although we fell short of meeting our response objectives we were able to staff two stations 88% of the time with the lowest average response time throughout S.E. Thurston to date. However there are predictable consequences which come from being unable to meet our response objective including our ability to save lives and property. The continuing growth within S.E. Thurston will require us to focus on keeping two stations open 100% of the time, while developing capital improvement plans to upgrade our Lake Lawrence and Macintosh Ridge Fire Stations to include 24 hour quarters and ability to house modern fire apparatus. Fire stations and fire trucks without firefighters are of little value. Viable solutions include increasing our on duty staffing, use of resident firefighter/EMT's, as well as continuing to promote our volunteer program.

Again we thank you for your support and look forward to serving our citizens in 2015. If you have questions please do not hesitate to contact us.

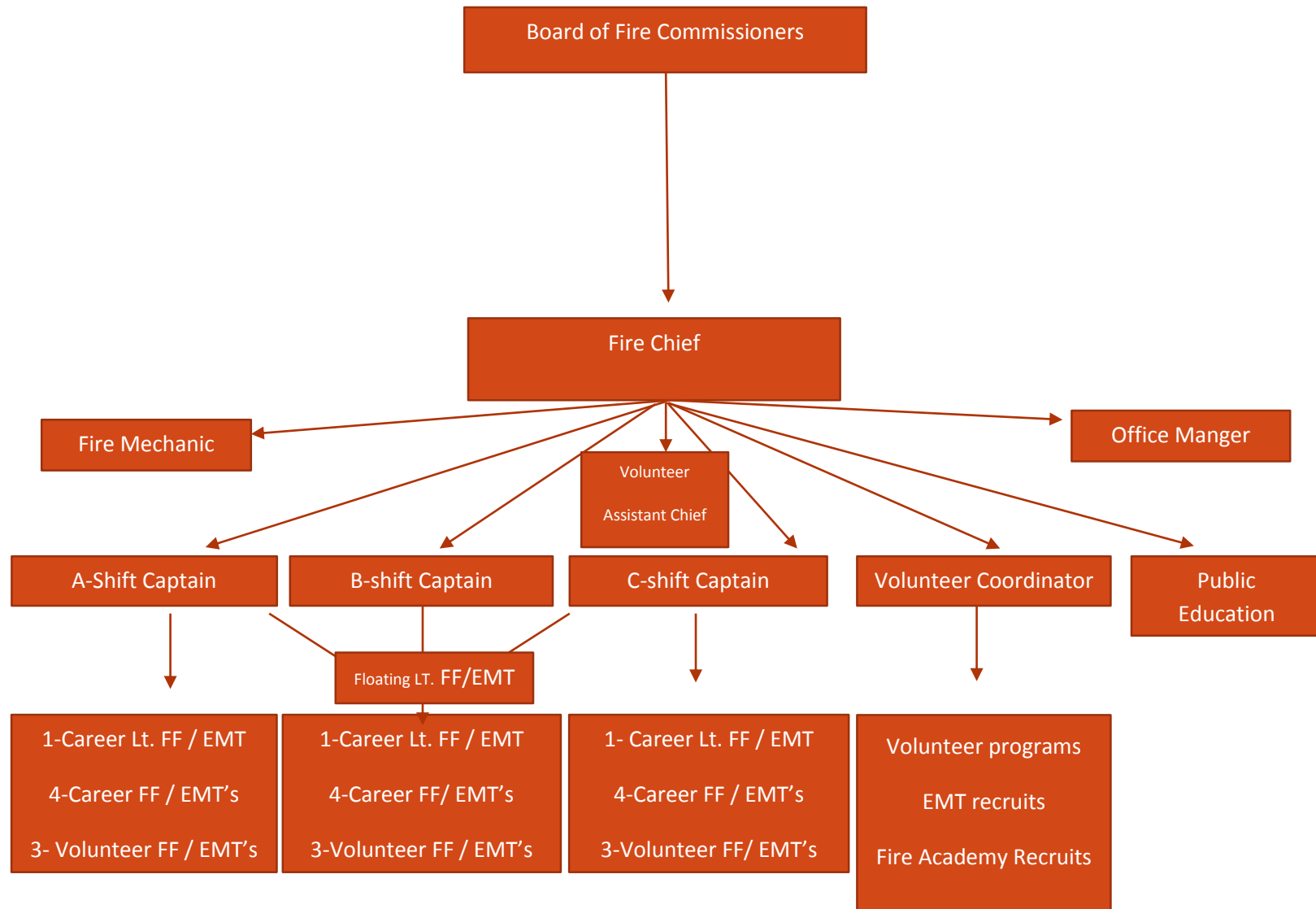
Respectfully,

Mark King

*Fire Chief*

# S.E. THURSTON FIRE AUTHORITY

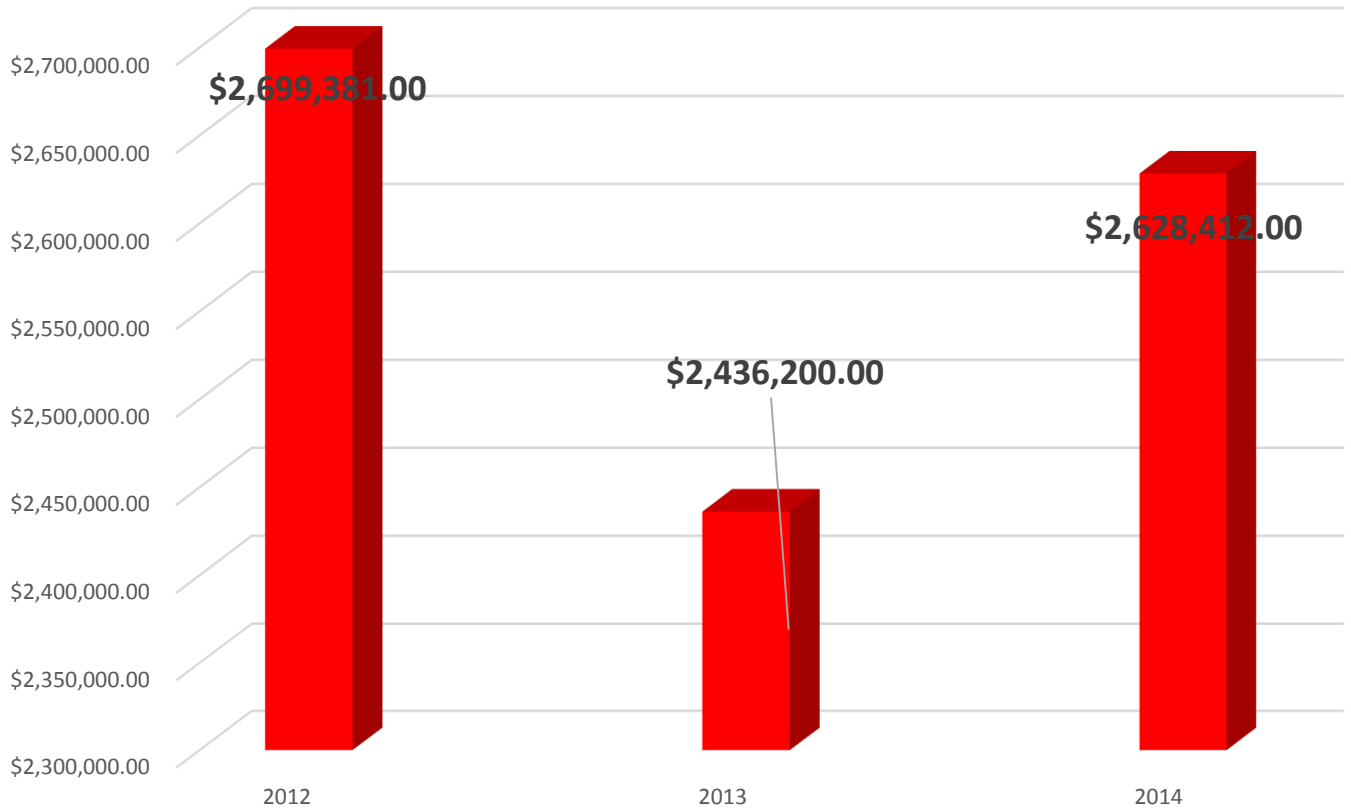
## Organization Chart



### 3 Year Financial Summary

In 2014 assessed values increased by just over 6% allowing the Fire Authority to recover a portion of the losses from the previous 4 years. Given that 90% of our annual operating budget for 2015 is derived from property taxes and any negative change in assessed value results in a direct loss of revenue for the Fire Authority. See figure below:

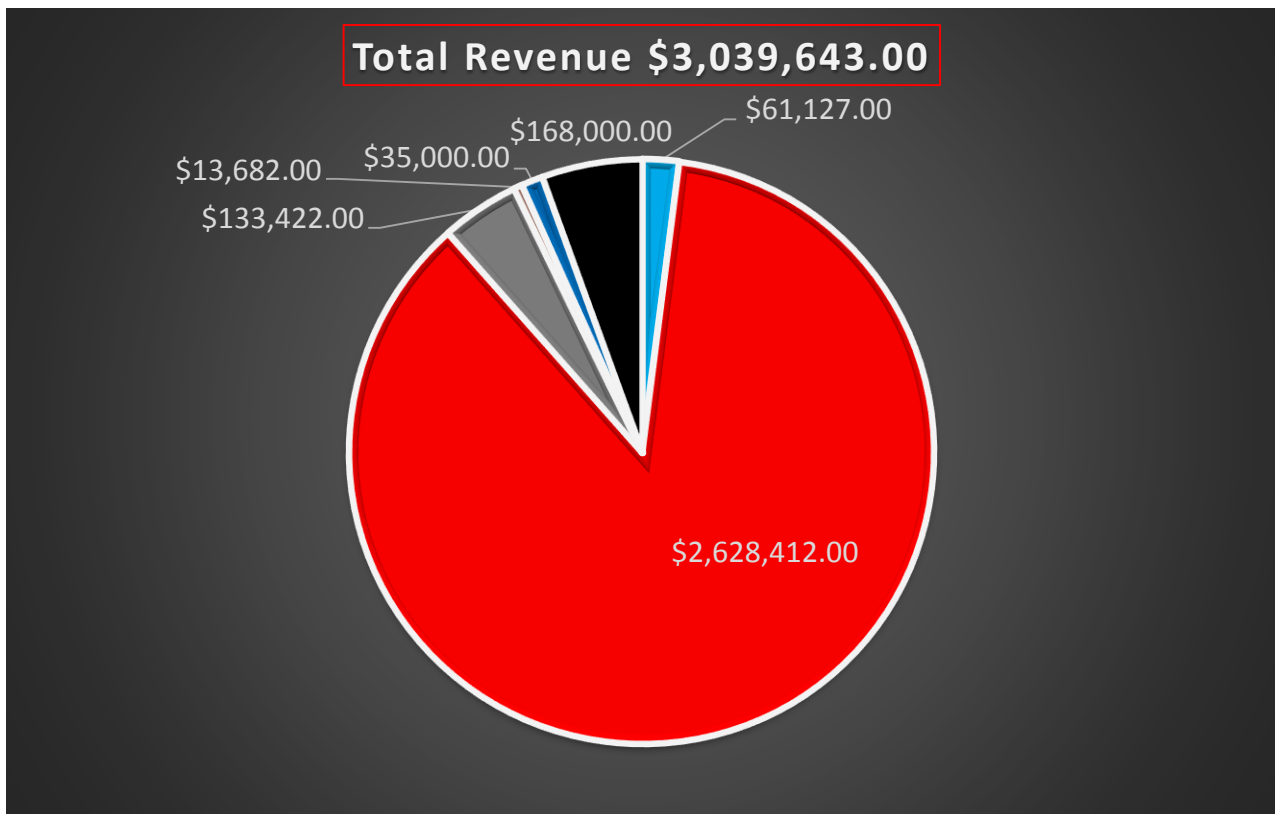
Annual Operating Budget (taxes only)



S.E. THURSTON FIRE AUTHORITY

Total Revenue 2014

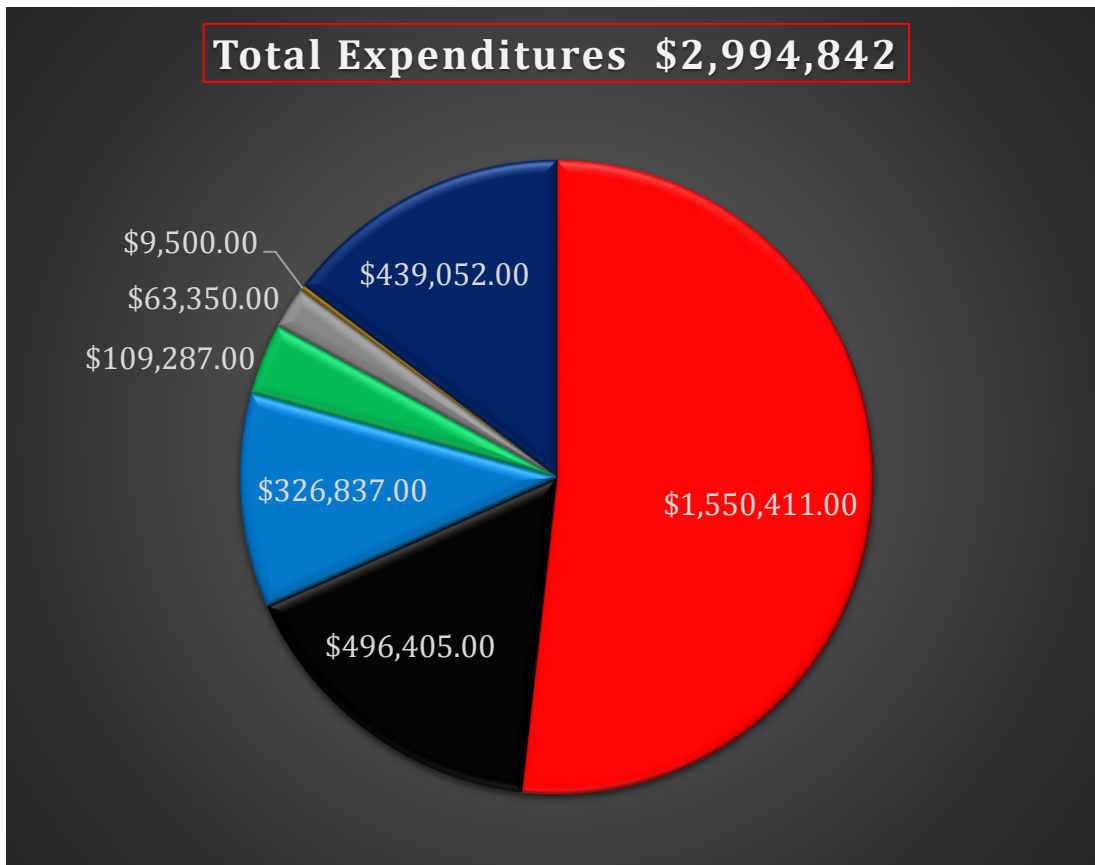
Revenue	
Cash Carry Forward	\$ 61,127.00
Taxes	\$ 2,628,412.00
DNR Mob, M-1,Schools, Dept. of Health	\$ 133,422.00
Space facility rent	\$ 13,682.00
End of year medic one funds	\$ 35,000.00
SAFER Grant	\$ 168,000.00
Total	\$ 3,039,643.00



# S.E. THURSTON FIRE AUTHORITY

## Total Expenditures 2014

<b>Expenditures</b>	
Firefighter EMT wages	\$ 1,550,411.00
Firefighter EMT benefits	\$ 496,405.00
Administrative Wages	\$ 326,837.00
Administrative benefits	\$ 109,287.00
Vehicle Maintenance / fuel	\$ 63,350.00
Training	\$ 9,500.00
All other consumables	\$ 439,052.00
<b>Total</b>	<b>\$ 2,994,842.00</b>



\*It should be noted that several expenditure accounts remain unfunded including: Prevention/ inspection programs, Small equipment replacement, Capital facilities, Operational reserve fund, Training funded at ¼ of what it should be.

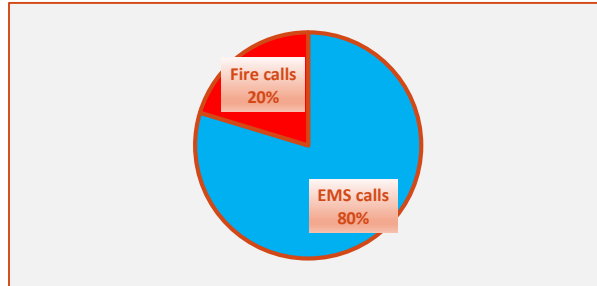


# S.E. THURSTON FIRE AUTHORITY

## Emergency Response Summary January 1, 2014 – December 31, 2014

### INCIDENT COUNT

INCIDENT TYPE	# INCIDENTS
EMS	2447
FIRE	624
<b>TOTAL</b>	<b>3071</b>



### OVERLAPPING CALLS

# OVERLAPPING	% OVERLAPPING
994	32.37

### LIGHTS AND SIREN - AVERAGE TURNOUT TIME (Dispatch to Enroute)

Station	EMS	FIRE
Station 24	0:01:27	0:02:23
Station 21	0:01:13	0:01:55
<b>AVERAGE FOR ALL CALLS</b>		<b>0:01:20</b>

### LIGHTS AND SIREN - AVERAGE RESPONSE TIME (Dispatch to Arrival)

Station	Number of Emergency Responses	Response time to 90% of all events
<b>Station 24</b>		
City of Rainer	208	07:15
Zone 41-A (Area surrounding the City of Rainer)	200	07:21
Zone 42-A (Vail area)	33	15:14
Zone 43-1 (MaCintosh area)	37	14:37
<b>Station 21</b>		
City of Yelm	1,310	05:59
Zone 21-A (area surrounding the City of Yelm)	836	09:15
Zone 22-A ( Lake Lawrence Area)	285	14:19
Zone 23-A ( Hannus Rd / 123 <sup>rd</sup> )	123	09:28

# S.E. THURSTON FIRE AUTHORITY

## EMS Responses

**Response time to EMS events; Suburban**

**6:16 to 90% of all events**

**Response time to EMS events; Rural**

**11:39 to 90% of all events**



## Fire Responses

**Response time to Fire events; Suburban**

**6:45 to 90% of all events**

**Response time to Fire events; Rural**

**9:41 to 90% of all events**



# S.E. THURSTON FIRE AUTHORITY

## Public Education and Prevention Activities

In 2014 S.E. Thurston Fire Authority was recognized, by the Yelm Chamber of Commerce, as the non-profit organization of the year.

Number of Public events 16

Total Hours 118

Prairie days, Rainier Round up days, Christmas in The Park, Family Fun Days, Home and Garden Show, Relay for Life, Yelm High School Football Games, Rainier High School Football Games.



Number of Station Tours, Day Care & School Visits:	Hours
24	42



## Community outreach

### *Sea Mar and S.E. Thurston Fire Authority*

S.E. Thurston Fire Authority is proud to enter its second full year of a working partnership with Sea Mar to provide its WIC Preventive Health Care from our Fire Station located at 709 Mill Rd in Yelm. This location allows local citizens to retrieve needed services without leaving the local area. These services include: Women, Infants and Children (WIC) food and nutrition programs, Health Education: diabetes and asthma education, childhood obesity, smoking cessation, and other health-related issues and diseases, Maternity Support Services (MSS) and Infant Case Management (ICM), Medical Nutrition Therapy, and certified dietitians assist with special dietary needs.

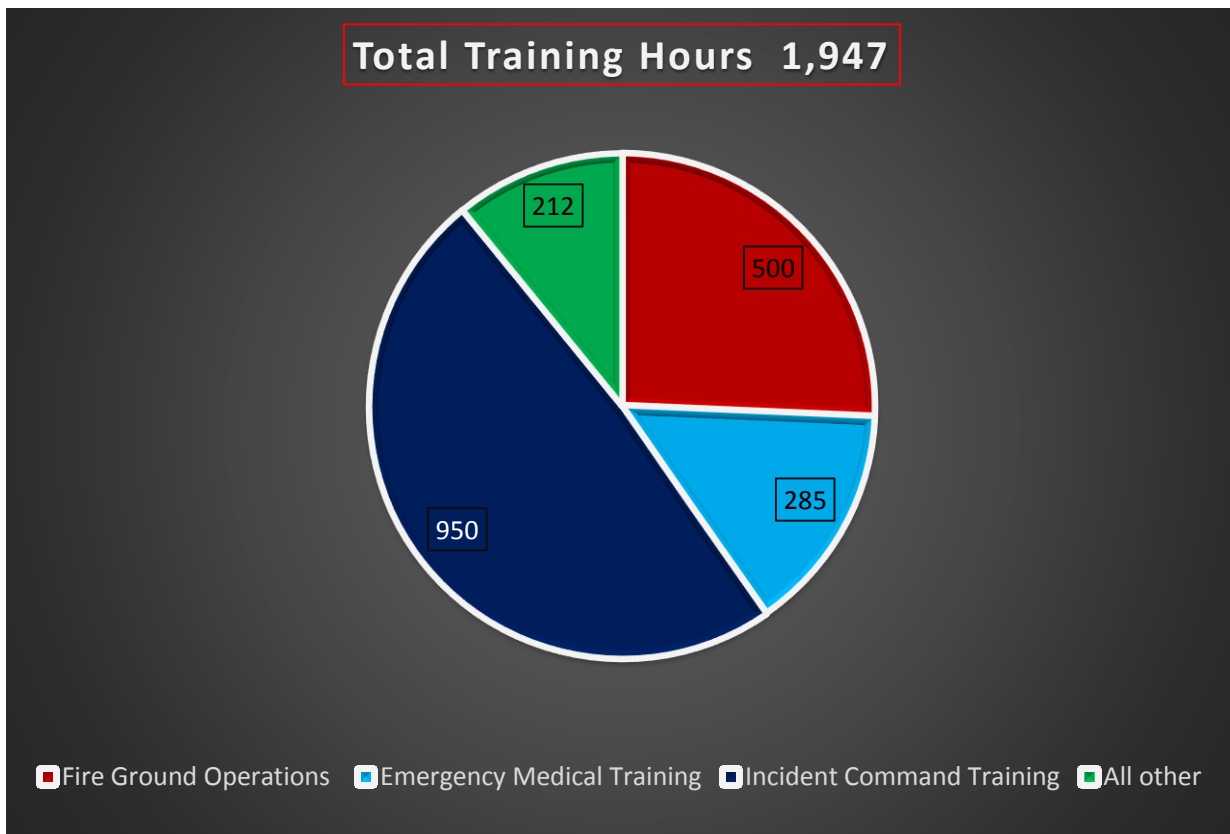
### *Homeless Backpacks and S.E. Thurston Fire Authority*

Homeless Backpacks is a non-profit 501c3 corporation committed to ending homelessness, by giving teens the help they need so they can focus on school, go on to graduate and become contributing citizens. Beginning in 2015 S.E. Thurston has the privilege of being a collection point for drop off and pick up, monthly, of nearly 380 essential resources kits for teen youth in the Rainier and Yelm area.

# S.E. THURSTON FIRE AUTHORITY

## Training 2014

Personnel Training	Hours
Fire Ground Operations	500
Emergency Medical Training	285
Incident Command Training	950
All other	212
Total	1,947



## Wildfire Mobilizations

In 2014 S.E. Thurston crews participated in several state wide mobilizations assisting other jurisdictions with combatting wild land fires in one the worst fire seasons in recent years.



S.E. Thurston Crews deployed to the following events:

- Carleton Complex
- Cotton Wood
- Mills Canyon
- Snag Canyon
- DNR preparedness assignment

In all eight (8) S.E. Thurston Members deployed for nearly 1,700 hours.



## Contact

Chief

Mark King

[Chief1@setfa.org](mailto:Chief1@setfa.org)

360-239-2570-Cell

360-458-2799 Ext. 24 –Office

Office Manager

Kris Kruse

[kkruse@setfa.org](mailto:kkruse@setfa.org)

360-458-2799